

CARACTERISTIQUES

CAISSON EN MELAMINE HYDROFUGE 10 MODULES

FACADES ET JOUES EN STRATIFIE

CHANTS PVC

PLAN DE TRAVAIL EN CORIAN PROFIL 7

SOCLE INDEPENDANT REGLABLE SUR LES 4 PIEDS

VASQUE CORIAN MOULEE

TIROIRS TOUCH LATCH MECANIQUE

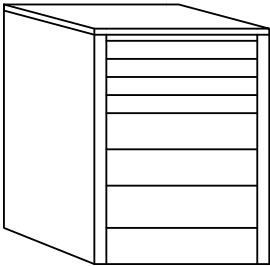
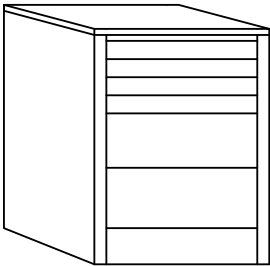
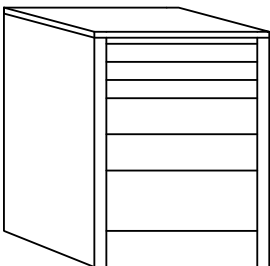
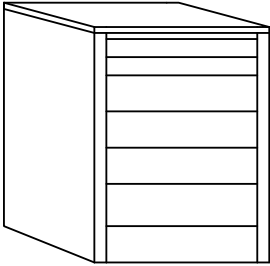
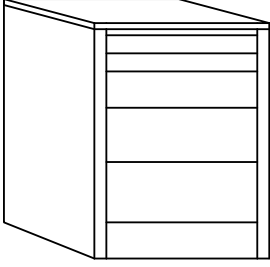
COLORIS GAMME FERLAIN

OPTIONS

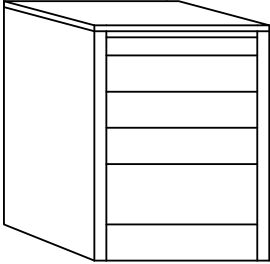
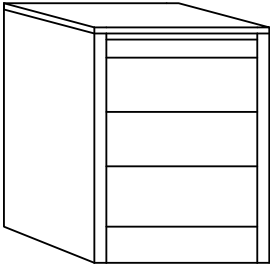
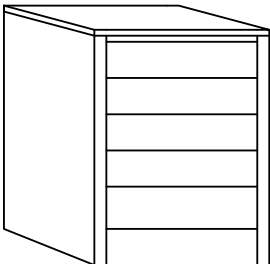
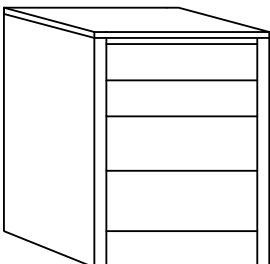
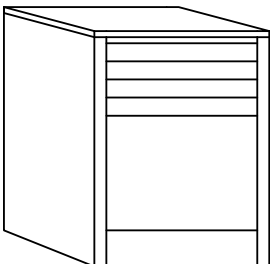
AUTRES COLORIS QUE GAMME FERLAIN + 10%

TIROIRS TOUCH LATCH ELECTRIQUE

SERIE DUBAI

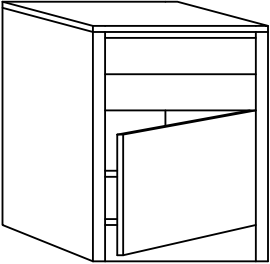
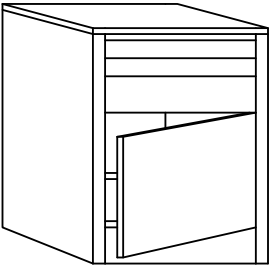
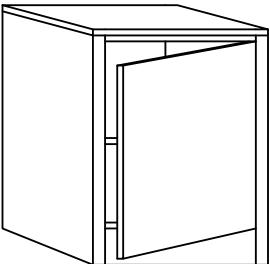
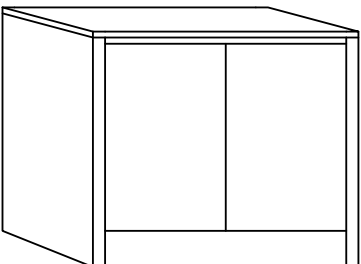
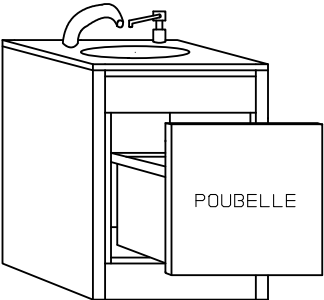
		LARGEUR	REFERENCE	
	<p>MEUBLE TIROIRS</p> <p>4 T1 3T2</p> <p>* T4 = 4 T1</p>	500	T4222	
	<p>MEUBLE TIROIRS</p> <p>4 T1 2 T3</p> <p>* T4 = 4 T1</p>	500	T433	
	<p>MEUBLE TIROIRS</p> <p>3 T1 2 T2 1 T3</p>	500	T111223	
	<p>MEUBLE TIROIRS</p> <p>2 T1 4 T2</p>	500	T112222	
	<p>MEUBLE TIROIRS</p> <p>2 T1 1 T2 2 T3</p>	500	T11233	

SERIE DUBAI

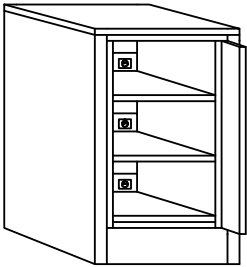
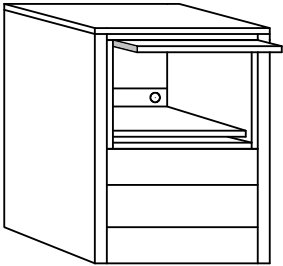
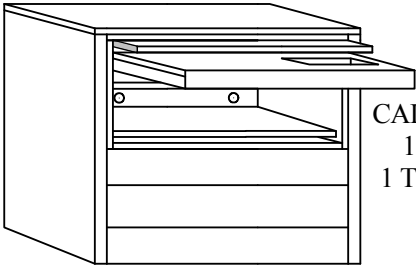
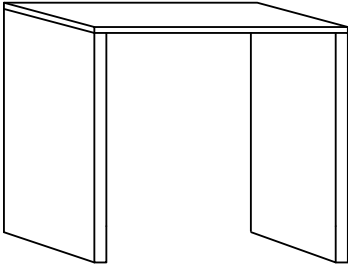

		LARGEUR	REFERENCE	
	MEUBLE TIROIRS 1 T1 3 T2 1 T3	500	T12223	
	MEUBLE TIROIRS 1 T1 3 T3	500	T1333	
	MEUBLE TIROIRS 5 T2	500	T22222	
	MEUBLE TIROIRS 2 T2 2 T3	500	T2233	
	MEUBLE TIROIRS + PLACARD 4 TIROIRS T1 1 PLACARD HT 384 AVEC TABLETTE	500	T4PL	

* T4 = 4 T1

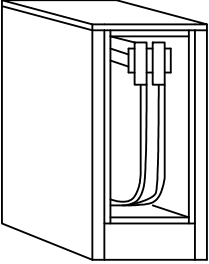
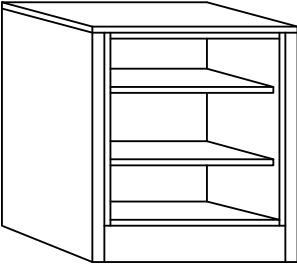
SERIE DUBAI

	LARGEUR	REFERENCE	
 <p>MEUBLE TIROIRS + PLACARD</p> <p>2 TIROIRS T2 1 PLACARD HT 384 AVEC TABLETTE</p>	500	T22PL	
 <p>MEUBLE TIROIRS + PLACARD</p> <p>2 TIROIRS T1 1 TIROIR T2 1 PLACARD HT 384 AVEC TABLETTE</p>	500	T112PL	
 <p>PLACARD</p> <p>1 PORTE 2 TABLETTES</p>	300	PL300	
	400	PL400	
	500	PL500	
 <p>PLACARD</p> <p>2 PORTES 2 TABLETTES</p>	600	PL600	
	800	PL800	
	1000	PL1000	
 <p>MEUBLE LAVABO</p> <p>VASQUE CORIAN POUBELLE SUR TIROIR OUVERTURE PAR PRESSION</p>	400	PL405	
	500	PL505	
	600	PL605	

SERIE DUBAI

SERIE DUBAI		LARGEUR	REFERENCE
 <p>MEUBLE PERIPHERIQUE</p> <p>PLACARD A PORTE RENTRANTE EQUIPE DE 3 TABLETTES COULISSANTES REGLABLES EN HAUTEUR AVEC DOSSERET PC</p> <p>LARGEUR INTERIEUR 300MM</p>	400	PLR400	
 <p>MEUBLE PERIPHERIQUE</p> <p>CAISSON PORTE ESCAMOTABLE AVEC TABLETTE PC POUR PERIPHERIQUES + 2 T2</p> <p>HAUTEUR UTILE TABLETTE PC 310 MM</p>	400 500 600	PR406T22 PR506T22 PR606T22	
 <p>MEUBLE PERIPHERIQUE</p> <p>CAISSON PORTE ESCAMOTABLE 1 TABLETTE CORIAN TUBS 1 TABLETTE PC PERIPHERIQUES 2 TIROIRS T2/800</p> <p>HAUTEUR UTILE TABLETTE PC 170 MM</p>	800	PR806T22	
 <p>GARAGE</p> <p>ESPACE GARAGE COMPOSE DE 2 JOUES AU SOL + FOND + PLAN DE TRAVAIL</p>	***	GAR***	
 <p>JAMBAGE DE FINITION</p> <p>OPTION CHANT LUMINEUX DECORATIF</p>	40 X 820	JASD	

SERIE DUBAI

	LARGEUR	REFERENCE
 <p>NICHE</p> <p>NICHE COULEUR POUR PORTE SERVIETTES BRAS ASPIRATION TOUR ORDINATEUR</p> <p>LARGEUR INTERIEUR - 38 mm</p>	200	N200
	300	N300
	400	N400
	500	N500
 <p>NICHE</p> <p>NICHE COULEUR POUR APPAREILLAGE DIVERS 2 TABLETTES</p> <p>LARGEUR INTERIEUR - 38 mm</p>	600	N600
	800	N800
	1000	N1000

COTATIONS

